

SANYO

No.4404A

DD52RC

Silicon Diffused Junction Type
 Damper Diode for Ultrahigh-Definition
 Display Applications

Features

- High breakdown voltage (V_{RRM} : 1500V).
- High reliability.
- One-point fixing type plastic molded package facilitating easy mounting and heat dissipation.
- Fast forward/reverse recovery time.

Absolute Maximum Ratings at $T_a = 25^\circ\text{C}$

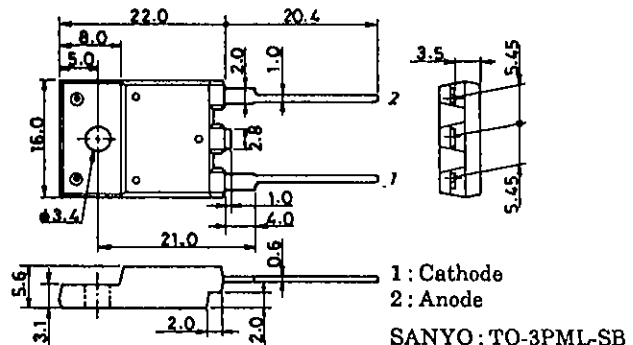
			unit
Repetitive Peak Reverse Voltage	V_{RRM}	1500	V
Non-repetitive Peak Reverse Voltage	V_{RSM}	1500	V
Average Output Current	I_o	5	A
Peak Output Current	I_{op}	$PW \leq 100\mu\text{s}, \text{duty} \leq 50\%$	20
Surge Forward Current	I_{FSM}	Sine wave, 10ms	50
Junction Temperature	T_j		150
Storage Temperature	T_{stg}		-55 to +150

Electrical Characteristics at $T_a = 25^\circ\text{C}$

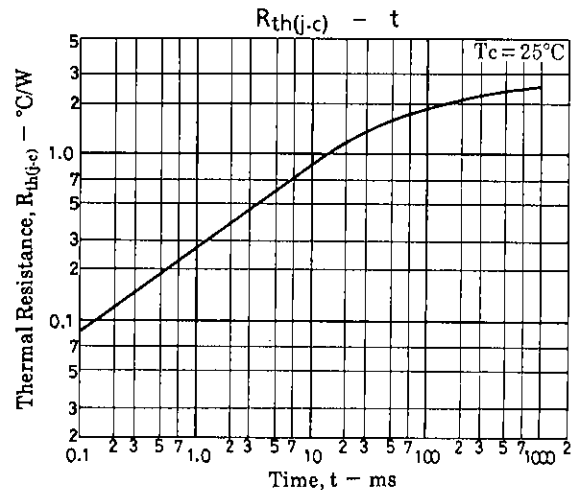
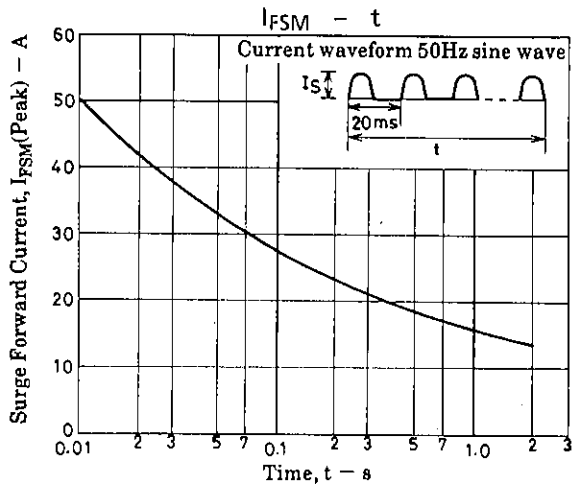
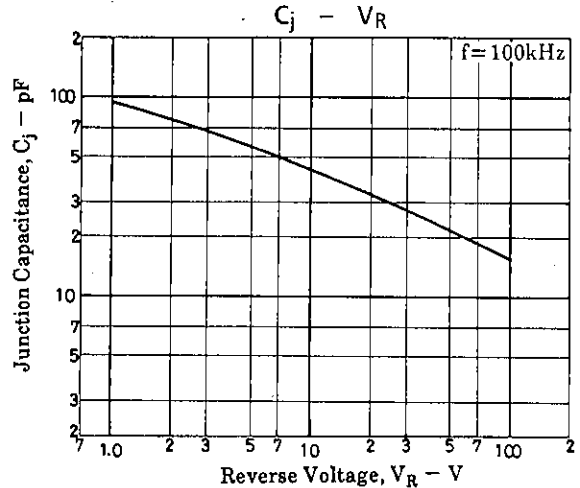
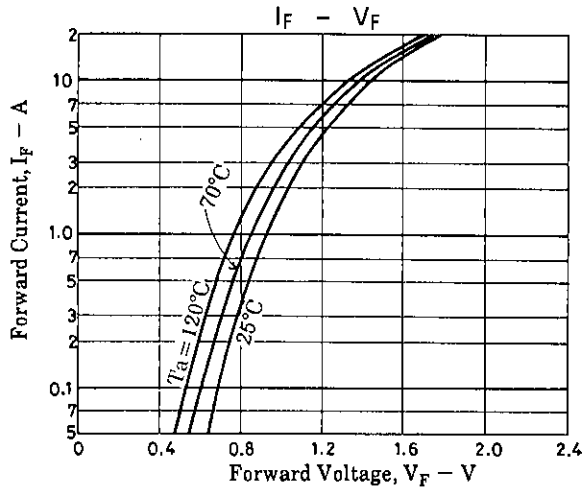
			min	typ	max	unit
Reverse Voltage	V_R	$I_R = 1\text{mA}$	1500			V
Forward Voltage	V_F	$I_F = 5\text{A}$			1.8	V
Reverse Current	I_R	$V_R = 1000\text{V}$			200	μA
Reverse Recovery Time	t_{rr}	$I_F = 100\text{mA}, I_R = 100\text{mA}$			1.5	μs
Forward Recovery Time	t_{fr}	$I_F = 100\text{mA}$		0.1	0.2	μs
Junction Capacitance	C_j	$V_R = 10\text{V}, f = 100\text{kHz}$		40		pF
Thermal Resistance	$R_{th(j-c)}$	Junction - Case			2.5	$^\circ\text{C/W}$

Package Dimensions 1252A

(unit : mm)

**SANYO Electric Co., Ltd. Semiconductor Business Headquarters**

TOKYO OFFICE Tokyo Bldg., 1-10, 1 Chome, Ueno, Taito-ku, TOKYO, 110 JAPAN



■ No products described or contained herein are intended for use in surgical implants, life-support systems, aerospace equipment, nuclear power control systems, vehicles, disaster/crime-prevention equipment and the like, the failure of which may directly or indirectly cause injury, death or property loss.

■ Anyone purchasing any products described or contained herein for an above-mentioned use shall:

- ① Accept full responsibility and indemnify and defend SANYO ELECTRIC CO., LTD., its affiliates, subsidiaries and distributors and all their officers and employees, jointly and severally, against any and all claims and litigation and all damages, cost and expenses associated with such use:
- ② Not impose any responsibility for any fault or negligence which may be cited in any such claim or litigation on SANYO ELECTRIC CO., LTD., its affiliates, subsidiaries and distributors or any of their officers and employees jointly or severally.

■ Information (including circuit diagrams and circuit parameters) herein is for example only; it is not guaranteed for volume production. SANYO believes information herein is accurate and reliable, but no guarantees are made or implied regarding its use or any infringements of intellectual property rights or other rights of third parties.

This catalog provides information as of November, 1995. Specifications and information herein are subject to change without notice.